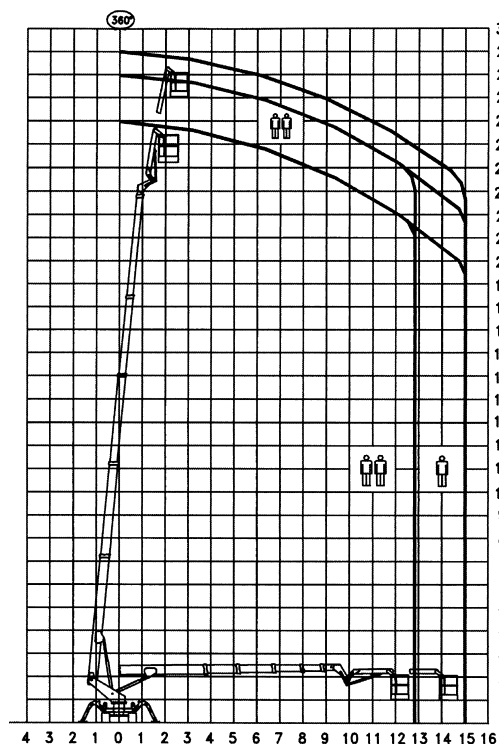
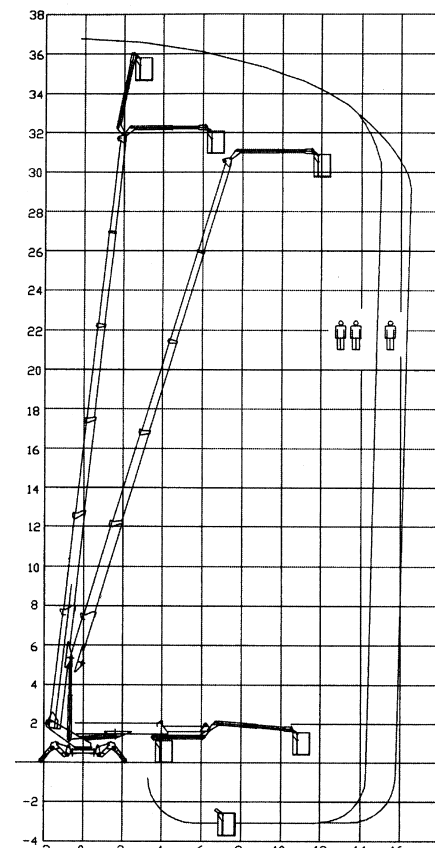


Ragno TSJ 24



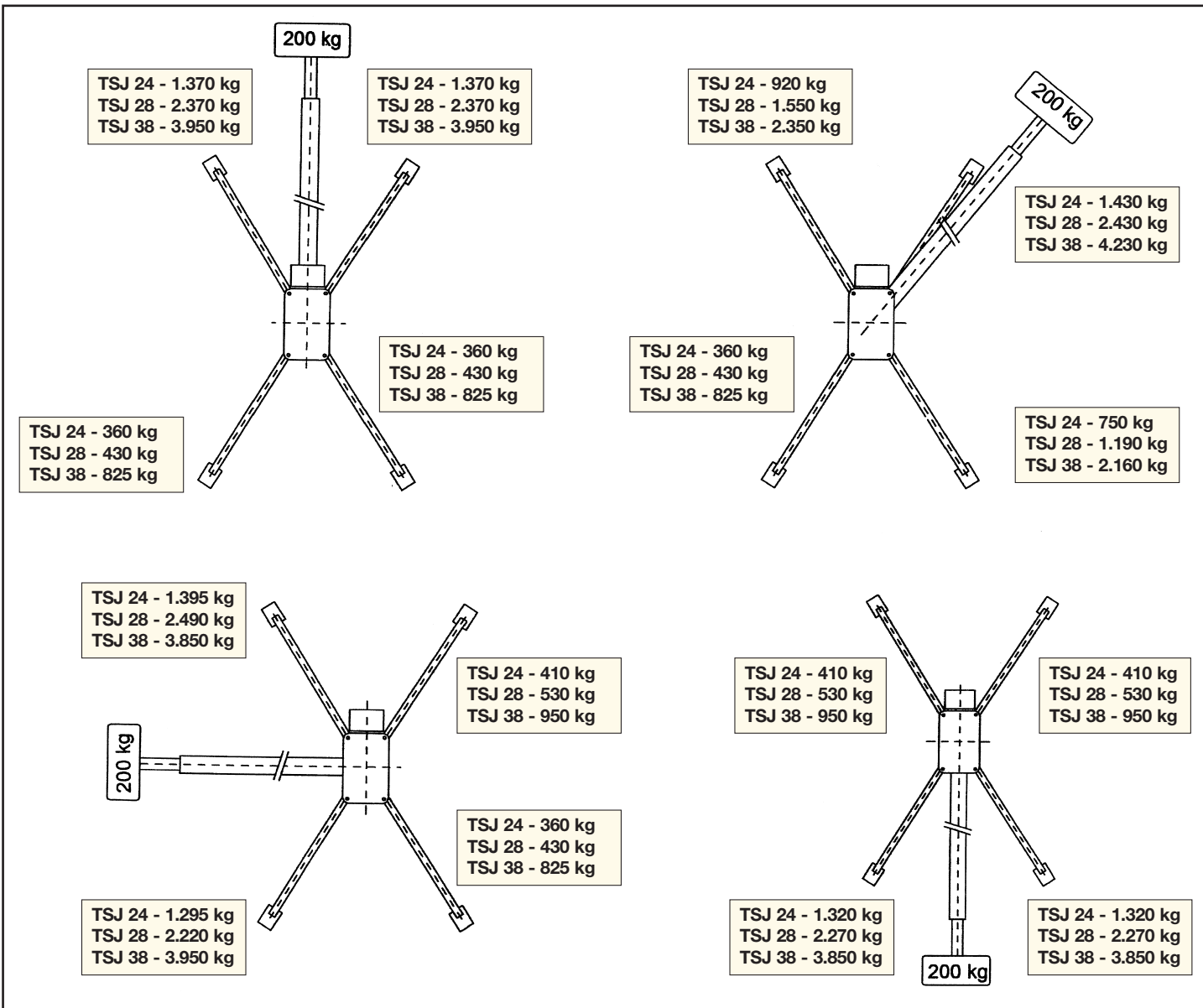
Ragno TSJ 28



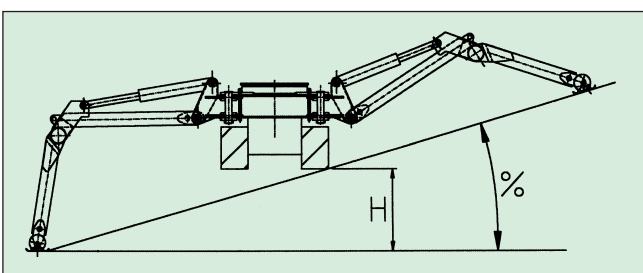
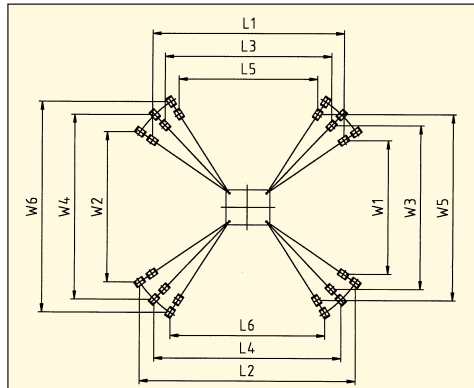
Ragno TSJ 38

SPECIFICHE TECNICHE*

	TSJ 24	TSJ 28	TSJ 38
Altezza massima	24 m	28 m	38 m
Sbraccio massimo con 2 persone	9,5 m	13 m	16 m
Motore Diesel	20 kW	20 kW	20 kW
Motore elettrico	220 V - 2,2 kW	220 V - 2,2 kW	220 V - 2,2 kW / 380 V - 5,5 kW
Pendenza max	40%	40%	40%
Velocità max	2 km/h	2 km/h	2 km/h
Rotazione torretta	360° continui	360° continui	360° continui
Navicella aerea	1,75 x 0,8 m	2,0 x 0,8 m	2,2 x 0,8 m
Rotazione navicella	80° + 80°	80° + 80°	80° + 80°
Portata utile	200 kg	200 kg	200 kg
Peso	3.400 kg	5.400 kg	9.300 kg
Larghezza minima	1,3 m	1,5 m	1,7 m.
Lunghezza	6,06 m	6,3 m	7,4 m
Altezza (a riposo)	1,98 m	2,3 m	2,4 m



	TSJ 24	TSJ 28	TSJ 38
W1 X L1 mm.	2780 x 5470	2460 x 5530	3770 x 5403
W2 X L2 mm.	4040 x 4340	3300 x 5070	-
W3 X L3 mm.	3110 x 5900	4050 x 4470	4600 x 4714
W4 X L4 mm.	4440 x 4630	4660 x 3720	-
W5 X L5 mm.	-	5100 x 2880	5204 x 3944
W6 X L6 mm.	-	-	-



	TSJ 24	TSJ 28	TSJ 38
H. mm	1250	840	980
% max.	52	39	33